



ಬೃಹತ್ ಬೆಂಗಳೂರು ಮಹಾನಗರ ಪಾಲಿಕೆ  
Bruhat Bengaluru Mahanagara Palike



# BBMP COVID-19 WAR ROOM 20.05.2023

BBMP / COVID-19 WAR ROOM / BULLETIN – 1153/ 20.05.2023 / #BBMPfightsCOVID19



# OVERVIEW OF COVID-19 IN BENGALURU

**CASE TRENDS** ACTIVE CASES **112**

<u>Confirmed Cases</u>	<u>Recovered Cases</u>	<u>Death Cases</u>
<b>6</b> 18,86,588 <sup>#</sup>	<b>17</b> 18,69,476 <sup>#</sup>	<b>0</b> 17,000 <sup>#</sup>

**HOSPITALIZATION** **5**

<u>ICU – V</u>	<u>ICU</u>	<u>HDU</u>	<u>General</u>
-	1	1	3

INCLUDES GOVT. QUOTA AND PRIVATE WALK-IN HOSPITALIZATION

**VACCINATION** **16** 2,07,00,526<sup>#</sup>

<u>First Dose</u>	<u>Second Dose</u>	<u>Precaution Dose</u>
<b>4</b> 96,89,842 <sup>#</sup>	<b>8</b> 95,11,616 <sup>#</sup>	<b>4</b> 14,99,068 <sup>#</sup>

**TRIAGING**

<u>MTU</u>
<b>2</b>
<u>Tele Triage</u>
<b>2</b>

**ACTIVE CZs**

<b>0</b>
<u>MCZs (&lt; 5 cases)</u>
<b>0</b>
<u>Clusters (&gt; 5 cases)</u>
<b>0</b>

**TESTING** **3,006** 3,23,97,900<sup>#</sup>

<u>Positivity :0.93%</u> <small>*FOR LAST 7 DAYS</small>	<u>RAT</u>	<u>RTPCR</u>
	<b>1,308</b>	<b>1,698</b>

# : indicates cumulative numbers till date



# ABSTRACT OF COVID-19 SCENARIO IN BENGALURU


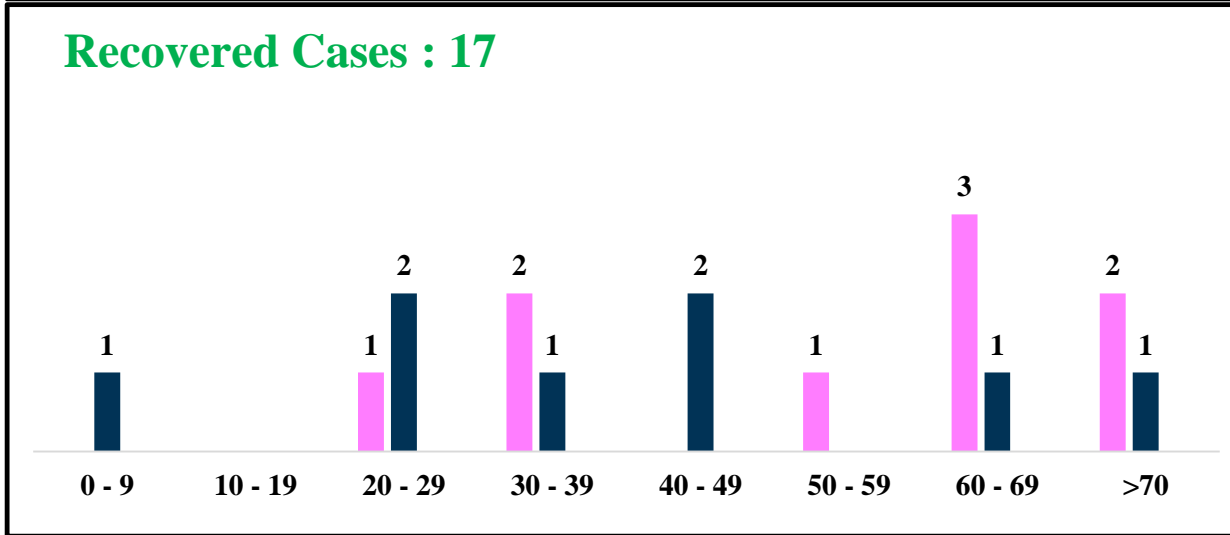
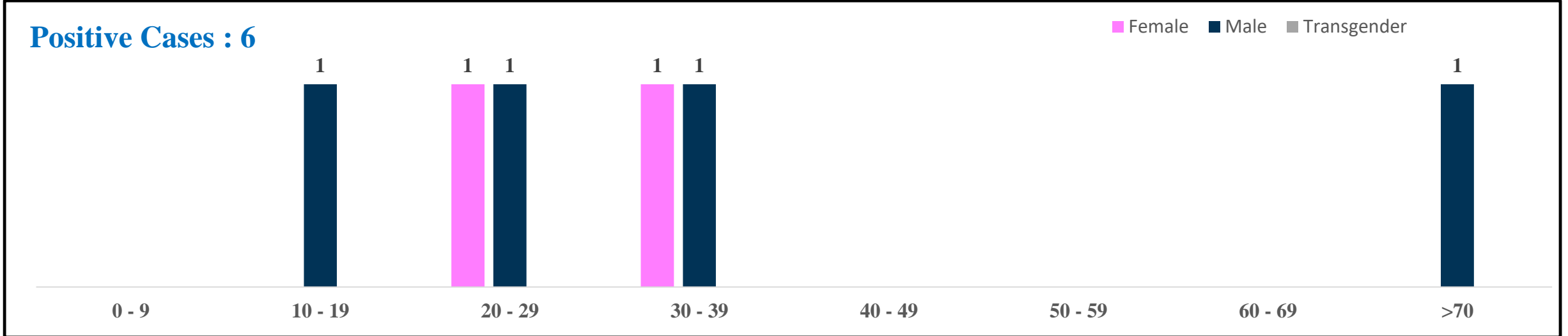


	MALE			FEMALE			TRANSGENDER			TOTAL		
	Last 24 Hours	Last 7 Days	Cumulative	Last 24 Hours	Last 7 Days	Cumulative	Last 24 Hours	Last 7 Days	Cumulative	Last 24 Hours	Last 7 Days	Cumulative
<b>Positive Cases</b>	4	96	11,11,860	2	79	7,74,532	0	0	196	6	175	18,86,588
<b>Recovered Cases</b>	8	133	10,99,456	9	128	7,68,890	0	0	187	17	261	18,69,476
<b>Death Cases</b>	0	0	10,769	0	0	6,227	0	0	4	0	0	17,000
<b>Total Tests Done</b>	<b>In Last 24 hrs. : 3,006</b>			<b>In last 7 days : 18,750</b>			<b>Cumulative : 3,23,97,900</b>					
<b>983</b>	<b>In Last 24 hrs. : 16</b>			<b>In last 7 days : 73</b>			<b>Cumulative : 2,07,00,526</b>					
<b>ACTIVE CASES</b>							<b>112</b>					

\*Covid deaths occurred today : 00 | Covid deaths occurred beyond last 24hrs., reported today : 00



# LAST 24 HOURS AGE GROUP AND GENDER WISE DISTRIBUTION

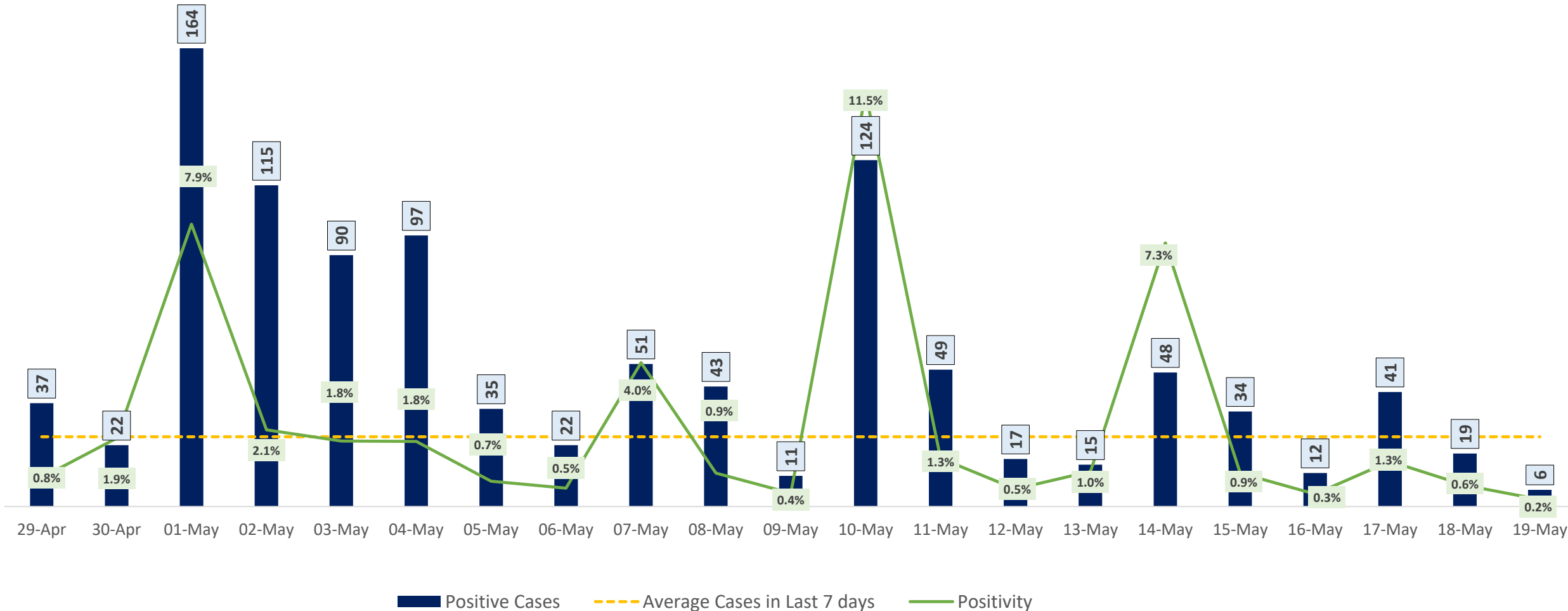




# POSITIVITY RATE OF BENGALURU – LAST 21 DAYS



Average Cases in Last 7 days : 25

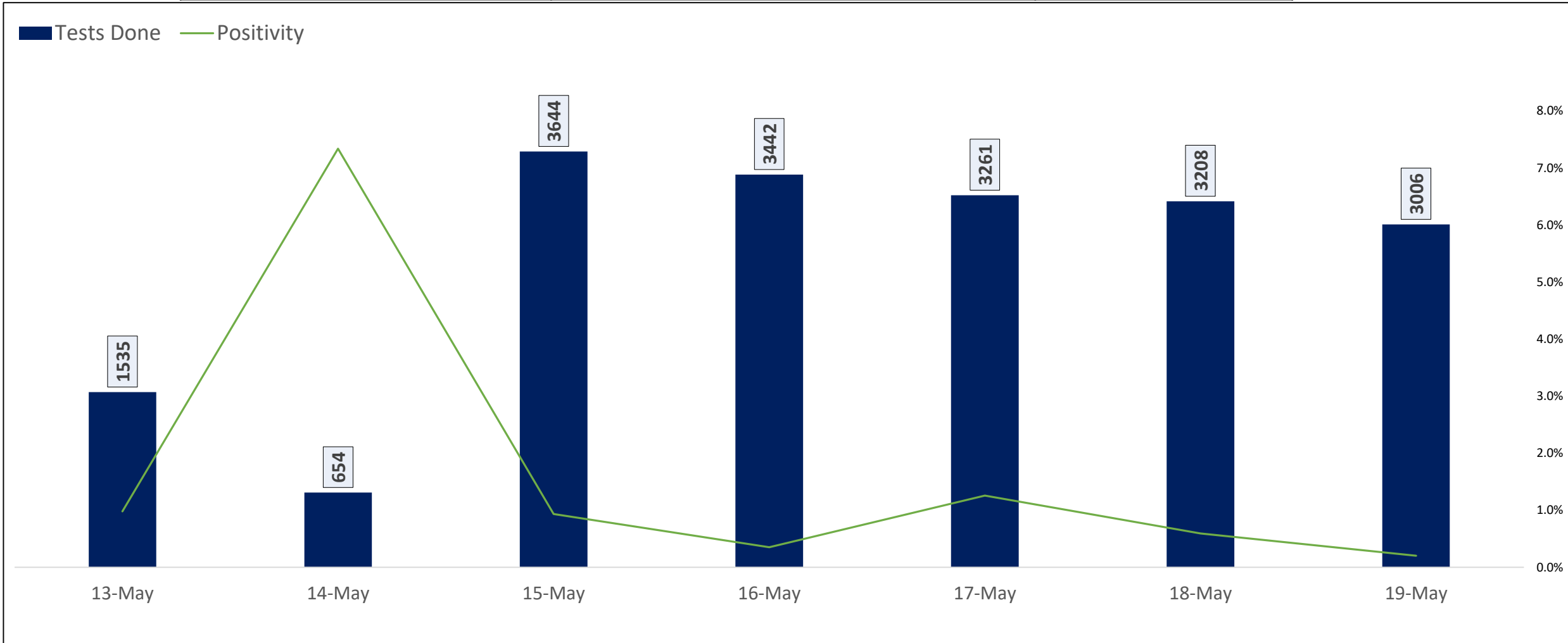




# TESTING TRENDS IN BENGALURU

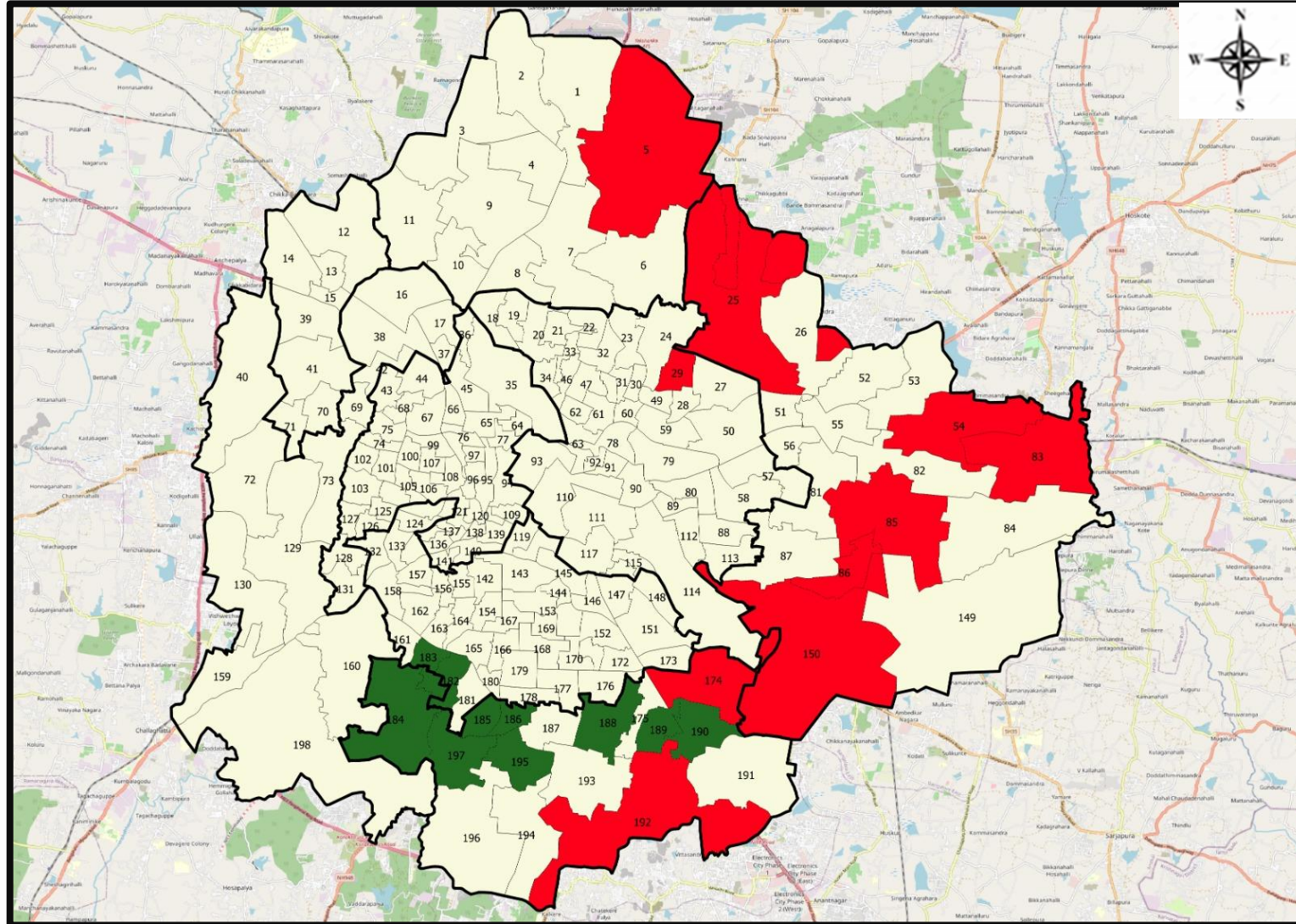


Total Test Conducted Till Date	Test Conducted Last 24 hours	Last 7 Days Average
3,23,97,900	3,006	2,679





# BENGALURU URBAN MAP SHOWING TREND OF POSITIVE CASES IN LAST 7 DAYS



### Top 10 wards reporting highest number of positive cases in last 10 days

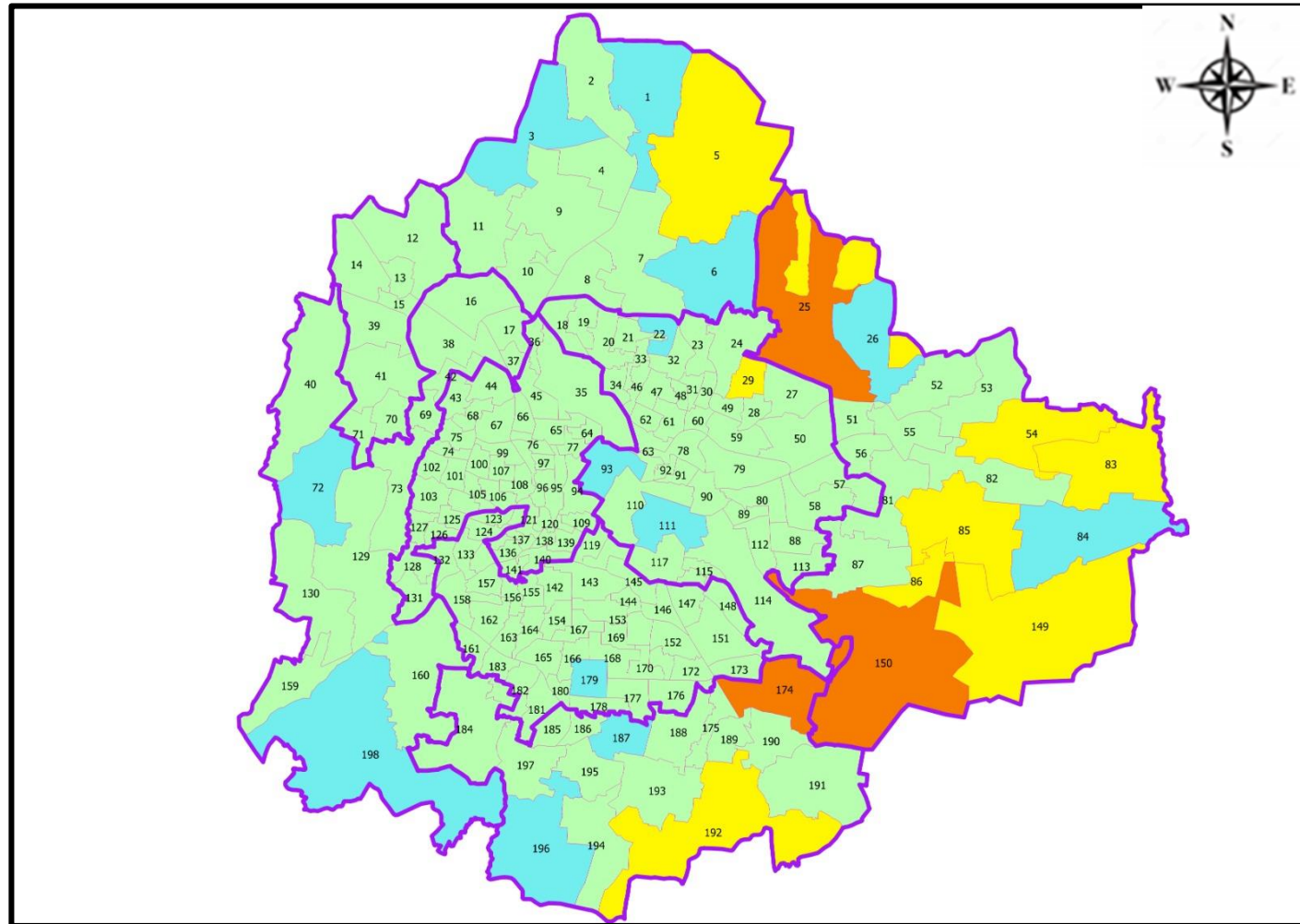
Ward No.	Ward Name	Daily Cases Average
150	Bellanduru	1
174	HSR Layout	1
25	Horamavu	1
85	Dodda Nekkundi	1
192	Begur	1
5	Jakkuru	1
29	Kacharkanahalli	1
54	Hudi	1
83	Kadugodi	1
86	Marattahalli	1







### Top 10 wards reporting least number of positive cases in last 7 days

Ward No.	Ward Name	Daily Cases Average
197	Vasanthpura	0
195	Konanakunte	0
190	Mangammanapalya	0
189	Hongasandra	0
188	Bilekhali	0
186	Jaraganahalli	0
185	Yelchenahalli	0
184	Uttarahalli	0
183	Chikkalsandra	0
182	Padmanabha Nagar	0



# BENGALURU MAP SHOWING INTENSITY OF POSITIVE CASES IN LAST 7 DAYS



-  **Level 1 : 0 to 1 Cases**
-  **Level 2 : 1 to 3 Cases**
-  **Level 3 : 3 to 5 Cases**
-  **Level 4 : 5 to 10 Cases**
-  **Level 5 : More than 10 Cases**
-  **Zone Boundaries**

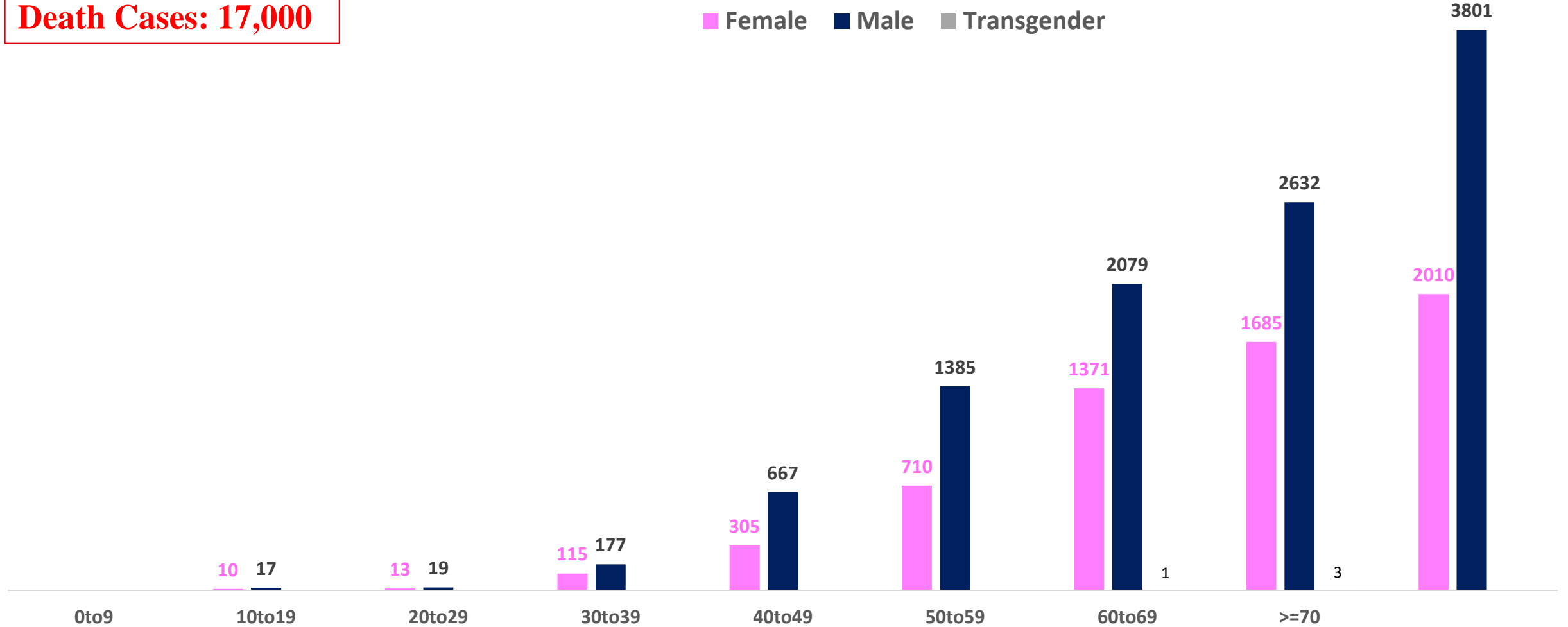




# AGE AND GENDER WISE DISTRIBUTION OF DEATH CASES



**Death Cases: 17,000**





# SNAPSHOT OF COVID-19 CASES IN BENGALURU URBAN



**Total Wards With  
< = 1 Cases\* :  
127**

**Tests Conducted  
on 19.05.2023:  
3,006**

**Recovery  
Rate\*:  
99.09%**

**Total  
Active Cases :  
112**

**Total Vaccinated  
on 19.05.2023:  
16**

**Positivity  
Rate\* :  
0.93%**

**Active  
Rate\*:  
0.01%**

**Case  
Fatality Rate\* :  
0.00%**





\*Total positive cases In the past 7 days

\*CFR and positivity is for Past 7 days



ಬೃಹತ್ ಬೆಂಗಳೂರು ಮಹಾನಗರ ಪಾಲಿಕೆ  
Bruhat Bengaluru Mahanagara Palike



<b>Download BBMP Bulletin</b>	<a href="https://apps.bbmpgov.in/covid19/mediabulletin.php">https://apps.bbmpgov.in/covid19/mediabulletin.php</a>
<b>To register for vaccination :</b>	<a href="https://selfregistration.cowin.gov.in/">https://selfregistration.cowin.gov.in/</a>
<b>BBMP COVID19 Dashboard:</b>	<a href="https://apps.bbmpgov.in/covid19/">https://apps.bbmpgov.in/covid19/</a>
<b>Follow us on:</b>	 <a href="http://www.facebook.com/bbmp.comm1/">www.facebook.com/bbmp.comm1/</a>
	 <a href="https://twitter.com/BBMPCOMM">twitter.com/BBMPCOMM</a>
	  <a href="https://www.instagram.com/BBMPSplHealth">BBMPSplHealth</a>

Issued by:

Honorable Chief Commissioner, BBMP  
Special Commissioner Health, BBMP  
MD, Bengaluru Smart City Limited

**THANK YOU !**

